



LIMITLESS


FESTIVAL 2025

Group Co-Ordinators Handbook



2025 Edition

Contents



* Limitless Festival overview	04
Booking costs and ticket details	05-07
Booking 'how to'	08-13
Your responsibilities	14-16
Transport	17
Camping information	18
Electric Hook up	18-19
Motorhomes/Caravans	20
Food	21-22
Key venues for leaders	23
Arrival and set up information	23-25
Group Leader information session	25
Daily planner	26-28
Facilities onsite	29
Limitless Kids	30
Key teams	31-32
Emergency information	33
Departure information	34-35
After site follow up and resources	36-37
Appendices	
Info for young people	38-39
Consent form	40
Site rules	41
Kit list	42-43
Risk assessment example	44-45
SOLIDROCK tour	46-48

Hello Friends!!

We're so chuffed to hear you are going to be joining us at Limitless Festival! We know there are loads of things that go into bringing a group to Limitless Festival and we would love to help make the process as easy as possible for you. We've written this booklet as if you've never joined us before and it contains information about all parts of Limitless Festival. However, we do keep it updated with the most up to date details, so even if you're a seasoned Group Leader, do check in to see what's new. If you see a ★ next to something, it means this is new for this year!

We hope you find the information you need in here, but if you have any further questions, do get in touch with us in the office and we'll do our best to help!

We also have a pre-site Group Co-ordinator zoom call on *Tuesday 15th July*, at either *12pm to 1:30pm* or *7:30pm to 9:00pm*. We will use this time to go through lots of key information and answer some questions. The link to this will be sent to all Group Co-ordinators nearer the time.

See you soon!

Love

The LIMITLESS team



What is Limitless Festival?

Limitless Festival is a vibrant summer youth gathering that's all about community, connection, and change.

We long to see young people enter a transforming relationship with Jesus and leave our event empowered, envisioned, and equipped to serve Him in all areas of their lives. Our events reflect what Limitless is: Lively, Passionate & Fun! We gather for 5 days where every morning and evening we get together and have times of worship, teaching, and ministry. Throughout the day there are various seminar streams covering all sorts of topics to challenge how the young people and leaders see Jesus and how they live that out in their own lives. We also have cafés, sports, music, a cinema and loads of other activities in the afternoons and evenings so all the young people on site have something to engage with.

Our events unashamedly declare the gospel and the life-giving message of Jesus. We try and make this accessible for those who don't consider themselves Christians and/or who don't have a church background through the language we use, the way we explain what's going on and by our actions.

If you'd like to find out more about Limitless, our values, our mission, and our team, please visit www.limitlesselim.co.uk/about

When and where is it?

Limitless Festival is held at Staffordshire County Showground, ST18 0BD (Google Maps) in Stafford. The event will start on Saturday 9th August 2025.

The site opens from 10:00am for you to come and set up your camping area and get everyone settled. We will have a few sports items available in the afternoon, but our first programmed event will be our evening celebration at 7:00pm.

Please arrive with plenty of time to set up as we don't want you to miss out!!

The event finishes on Wednesday 13th August 2025 with all our afterhours venues closing at 11:00pm. Some people pack up in the daytime and choose to head off once everything closes, others choose to stay on site overnight and leave the following morning. If you do choose to stay, can you please be off site by 10:00am on Thursday 14th August so we can crack on with pack down (with our sad faces because it's all over!)



Do I have enough pennies?

We do our very best to keep prices fair whilst also making it accessible for as many people as possible to come. The cost of your tickets goes directly into the running of the event you are attending, so we try our best to make sure the price of the ticket reflects the type of event we are putting on.

There are several different prices for the event, which depend on when you book and complete your payments. This gives you the opportunity to save money by booking early. Our ticket prices are per person, and we don't offer any group discount as we encourage all different sizes of groups to attend so want to make sure we are being fair!

Here's a breakdown of the prices and deadlines for this year.

(Please note you can only book online at www.limitlessfestival.co.uk and booking fees apply).

	Super Very Early Bird Pay by 30th August 2024	Very Early Bird Pay by 28th February 2025	Early Bird Pay by 30th April 2025	Full Price Pay by 25th July 2025
Youth Leader 18+	£109	£124	£139	£154
Youth 11-18	£109	£124	£139	£154
Kids 4-10	£64	£64	£64	£64
Kids 1-3	£10	£10	£10	£10
Under 1s	FREE	FREE	FREE	FREE

For other ticket types and their associated cost, please go to:
www.limitlesslim.co.uk/festivaltariff

Important Ticket Information

Anyone over the age of 18 can only attend the event in the capacity of Youth Leader or Team Member. This means they either need to be bringing someone, and be responsible for someone, aged 11-18 to the event, or they need to go through our teams process. No one over the age of 18 can attend our event in any other capacity.

Someone under the age of 18 can only attend the event if someone over 18 attends with them as their responsible adult, with their parent/guardian's permission.

Please note: To get the earlier prices, you need to have paid IN FULL by the price break deadline. If you've started a booking but haven't made full payment, the price will still go up at each deadline until you've paid the full balance.

Terms and conditions apply and can be found at:

www.limitlesselim.co.uk/festivalterms

What's Included

The price of your ticket includes entry to everything! That means we'll provide you with enough space on the campsite, entry into all the meetings, seminars, exhibitions, social areas and cafés, as well as all the other activities going on onsite. It doesn't mean you get free cake though. Sorry! But bring some cash or a card along to indulge in yumminess!

Occasionally, we may have activities or entertainment which cost a little extra to take part. However, we will let you know about these in advance, and we try our best to keep these minimal.

You'll need to arrange your own transport to and from the event, all your own camping equipment and food and any other supplies you need. There are various larger supermarkets about a 15-minute drive away. There is also a small co-op about a 4-minute drive away. We have some other things that can help manage this which you can read about on Page 18 onwards.

Holiday insurance isn't compulsory but we're not able to offer any refunds after Saturday 1st June, so you may wish to arrange cover in case there is an emergency that means you can't attend.



Help! I don't have enough pennies!

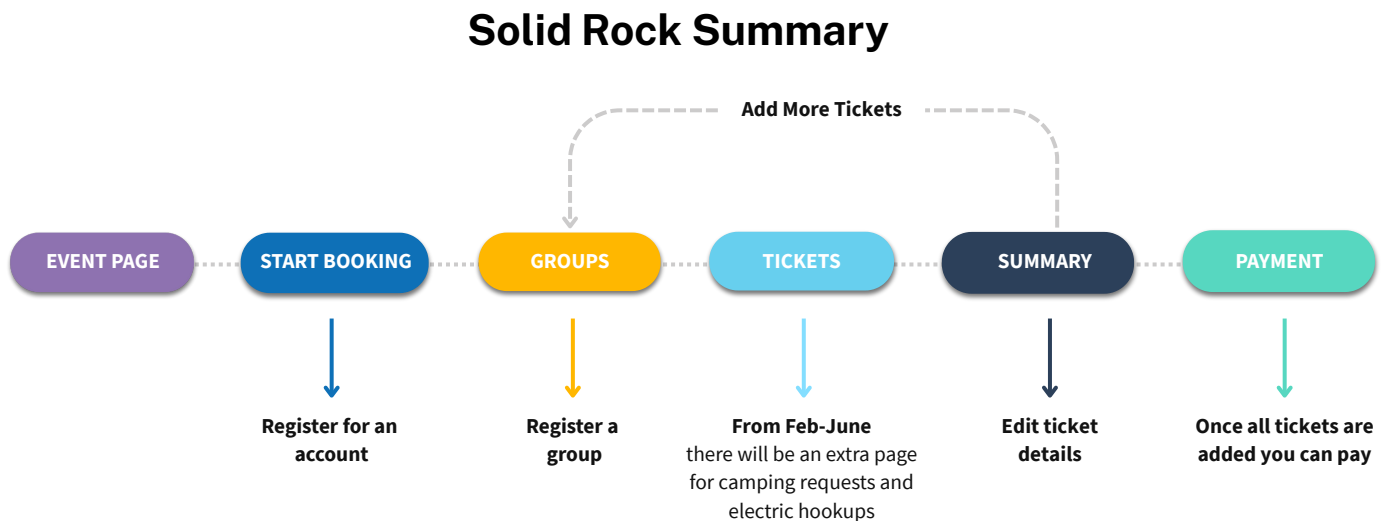
If you find that some of your group can't afford the cost of the ticket, fundraising is an excellent way to help finance your trip to Limitless Festival. Be creative and bold with your fundraising ideas. How about a sponsored abseil down the church spire? (Get some professionals involved please!!) Or a sponsored walk, shave or silence? You could think about running an event like a concert or quiz night. We know of a church youth group who took over the Sunday morning service and the offering that week went to help them get to Limitless Festival. Don't forget to consider the full cost of your trip including travel and food.



It sounds great, how do I get my tickets?

Now we get to the tricky bit, so you'll need to engage that bit of your brain that processes instructions. Our bookings go through an external website called SOLIDROCK. Below we've given you a step-by-step process that should help you navigate the system easily.

Before we start here is a little flow chart to show you what to expect as you go through, and some explanations of the terminology you will come across.



- SOLIDROCK (SR): The booking system used for the event.
- Group Coordinator (GC): Anyone who is organising a group, aka the big boss!
- Group Code: Unique code for your group, which links everything together.
- Lead Booker (LB): Anyone who books a ticket. (This could be a parent or an administrator)
- Order Reference: Unique code for an order.
- Unassigned: Tickets and extras without required details.
- Assigned: Tickets and extra with the required details.

If you run into any system problems along the way, you can contact the SOLIDROCK team on support@solidrock.io

Get your hot drink of choice ready, and let's get booking!

There are two ways you can administrate a group booking.

1 You can administrate the whole booking yourself. This means gaining all the relevant information for the tickets and collecting all the money centrally. Then you can go in, start your own booking and book all the tickets in one go. You will be responsible for all the information being correct and fully paid for on our system.

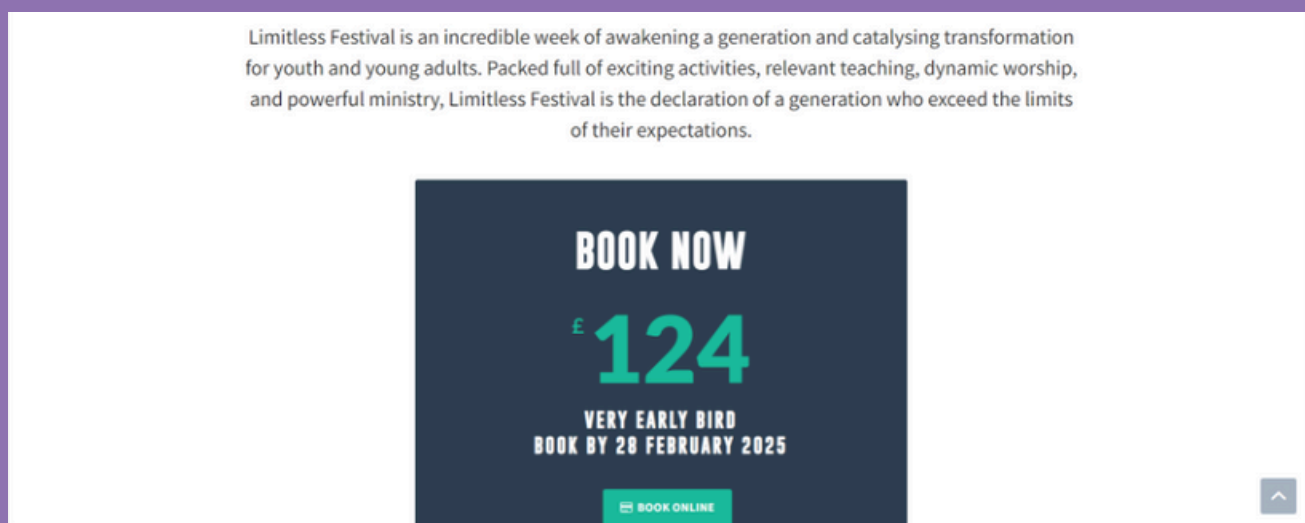
2 You can administrate the initial booking yourself, then allow others to join. This means you start the booking off and generate your 'Group code'. This code can then be shared with others to link themselves to your booking. You remain the Group co-ordinator, but everyone is responsible for their own booking and paying for it. You will need to monitor it as we have a ratio block, meaning you would need to have an adult booked on for every 10 children. If there aren't enough adults on the booking, a parent/administrator wouldn't be able to add their child.



As you go through the process below, we will try and explain what you would do at each section, depending on which of the two above options you have chosen.

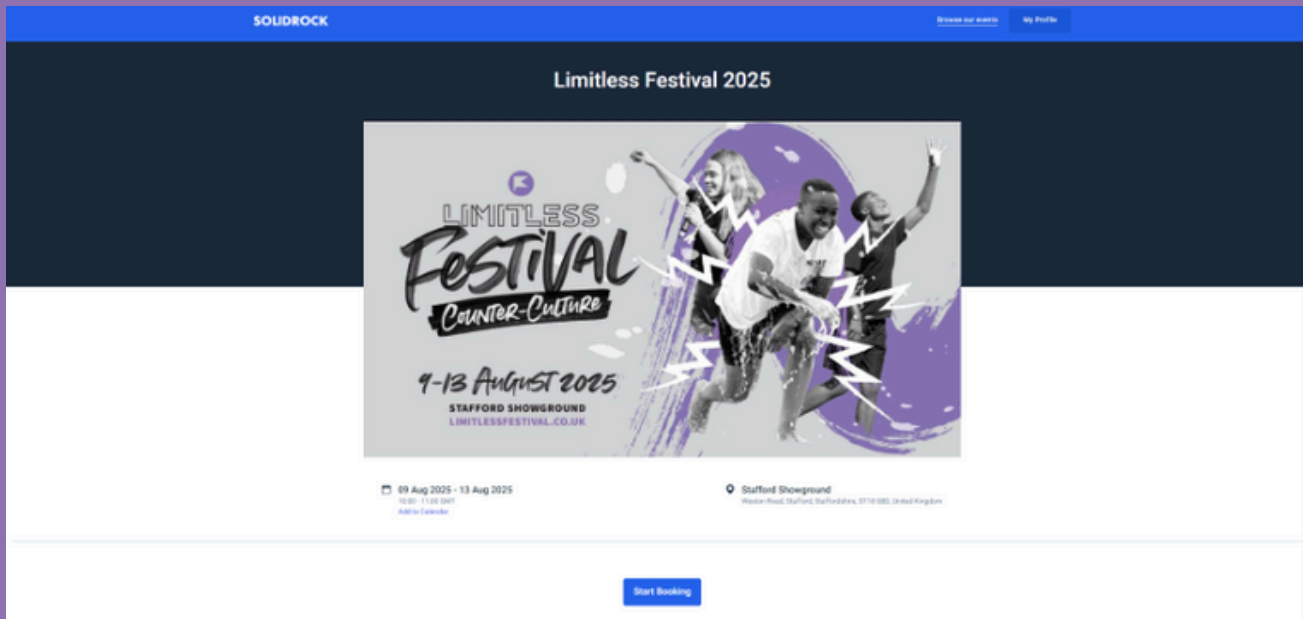
1. Start on the LIMITLESS FESTIVAL website

Go to www.limitlessfestival.co.uk and follow the booking links. It will look like this:



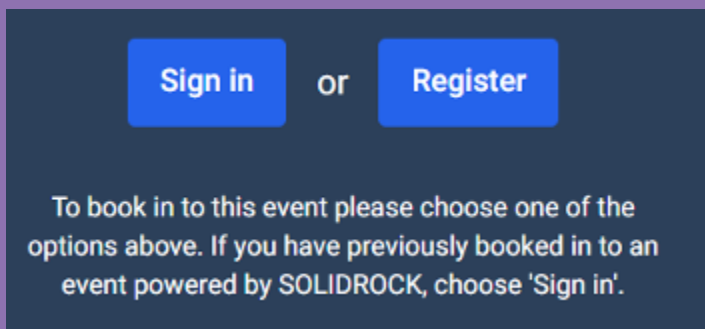
2.This will take you to the SOLIDROCK Limitless Festival event page

Here is the booking system: [Limitless Festival 2025 · Solidrock Booking System](#)



If you click on 'Start Booking' you will be prompted to sign in or register:

- If you have never registered for an account, please register. You will be sent a confirmation email which will contain a link to bring you back onto the main event page where you can then sign in.
- If you have already registered, please sign in.



3. Group Page

Once signed in, you will be taken to the GROUP page.

It doesn't matter if you are bringing a large youth group or just your own family, you need to start by creating a group for yourselves by using option two, as shown on the next page. By doing this you become the Group Coordinator.

1. As part of a group ?

For people booking tickets who will be attending as part of a group.

If you are coming with a group enter the group code below.

Group Code

[Join Group](#)

2. I'm leading a group ?

[Register a new group](#)

Once you have done this, you will be given a group code. This is the code you can give out to members of your group if each person is booking themselves on. They will need to follow the previous steps, but instead of registering a new group, they will use option 1 from above and enter the group code.

At this point you will also receive a confirmation email to say you've registered a new group. This does **NOT** mean you have made a booking.

4. Choosing Tickets Page

You should now find yourself in the tickets page, please select the quantity of tickets you want to purchase in each category. Again, please make sure you are adding the correct adult to child ratio.

Powered by **SOLIDROCK** Hi Lewis

Choose Tickets

Tickets
Summary
Checkout

	Quantity	Price	Subtotal
<p>Serve On Team - Team Member Ticket ?</p> <p style="font-size: 0.8em;">If you want to serve on a team as a volunteer then this is the ticket for you. THIS IS NOT A FREE DELEGATE TICKET!!!</p> <p style="font-size: 0.7em; color: #ffc107;">Time Restricted</p>	0	£0.00	£0.00
<p>Youth Leader 18+ Ticket Very Early Bird</p> <p style="font-size: 0.8em;">Very Early Bird price ticket available</p>	0	£124.00	£0.00
<p>Youth 11 - 18 Ticket Very Early Bird</p> <p style="font-size: 0.8em;">Very Early Bird price ticket available</p>	0	£124.00	£0.00
<p>Kids 4 - 10 Years Ticket</p> <p style="font-size: 0.8em;">4 - 10 yr old event ticket</p>	0	£64.00	£0.00
<p>Kids 1 - 3 Years Ticket</p> <p style="font-size: 0.8em;">Kids from 1 year to 3 years olds</p>	0	£10.00	£0.00
<p>Under 1s Ticket</p> <p style="font-size: 0.8em;">Ticket for under 1 year olds</p>	0	£0.00	£0.00
Tickets Subtotal:			£0

Relevant discount codes are added when viewing the order summary

[Continue](#)

Then click 'Add tickets to booking'.

★ 5. Choosing Extras Page

If you are asking people to book themselves on, they will be taken straight to the summary page. For you as the GC, from February onwards you will be asked to add extras. If you book before February, you will also be taken straight to the summary page and you will need to log back in from February onwards to complete this information.

Only Group Coordinators, will be able to see an extras page. This is a page where you need to let us know your camping requests (please select 1) and if you would like to purchase an electric hookup. Also in this location will be a chance for you to fill in any additional needs your group has, but we will talk about that later.

Choose Extras

Tickets Extras Summary

Quantity

Your Group Camping Requests 0 + -

Electric Hook Up - Standard 0 + -
Group Coordinators can only purchase an electric hook up.
This is the standard electric hook up. Only one electric hook up per group.

Relevant discount codes are added when viewing the order summary

Continue to

you've Got This!

Your Group Camping Requests

Every group intending to camp should get this extra and it's a necessity that you fill it in. The purpose of this extra is to capture all your groups camping requests in one place. This is mainly used for camping allocation. Some options you will see

- **Group next door** – Fill this in if there are any other groups you wish to be camped near to. (Please make sure you get their permission to request this!)
- **Camping size** – Fill this in to let us know the quantity of the different sized tents, caravans, and marquees you will be bringing. This is crucial to make sure we allocate you the correct area size for your group.
- **Camping requests** – Fill this in if you have any specific requests, such as an accessibility need or that you are arriving by coach etc.

Electric Hook Up

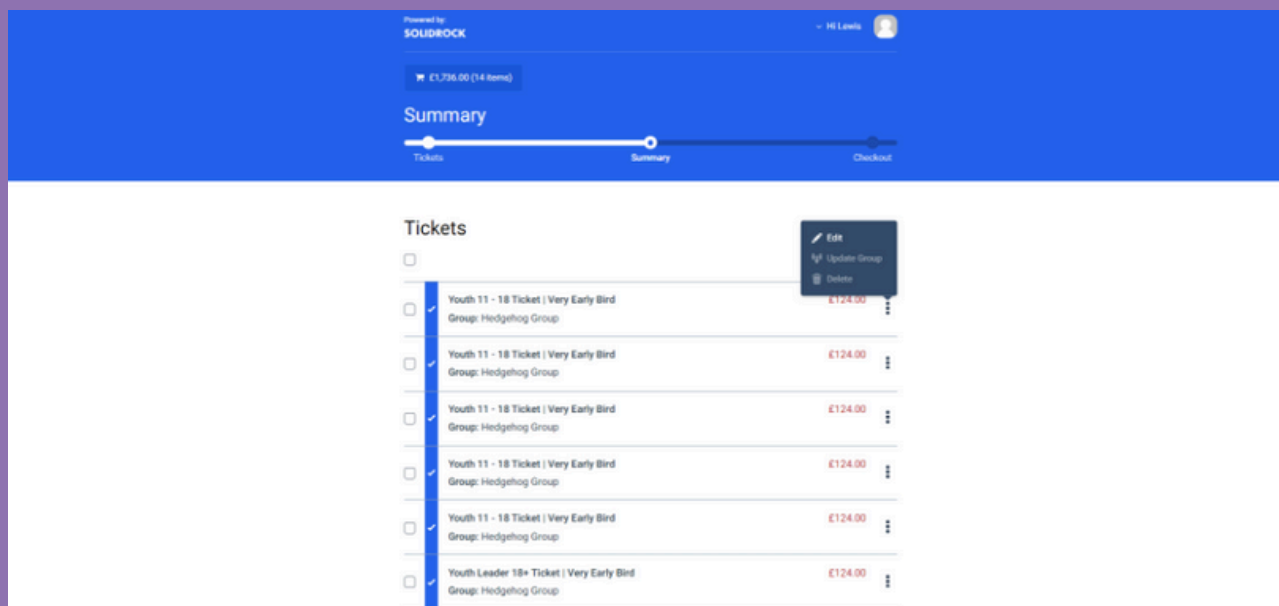
In addition to your camping options, your group can optionally choose to purchase one of our electric hook ups. To find out more information on our Electric hookup process go to page 18.

6. Summary Page

After completing all your extras (or before if booking before February) you will then be taken to the summary page.

At this part, you can choose whether to add all the details for each ticket holder, or you can skip and fill in later. All these details must be filled in before 1st June. If you book after 1st June, it will be compulsory to fill in these details.

To edit the details of each ticket, click on the three dots on the right-hand side then press 'Edit'.



Once complete click 'Save Details' to go back to the screen above. Repeat until all are assigned.

At the bottom of the summary page, you can 'Continue to checkout'.

7. Payment Details Page

Your tickets are only confirmed once you pay in full.

If you cannot pay by card, you can request an invoice from us which you can then pay via bank transfer. You can do this by emailing events@limitlesslim.co.uk

Once you have paid in full, you will receive a confirmation email with all your details on.

Congratulations, you made it, give yourself a high five! You're now all booked onto Limitless Festival!!

There may be times when you need to log into your SOLIDROCK account and amend details or check up on who has added themselves to your account. It may not always be obvious how to do this. At the end of this Document, in **Appendix 6** there is a 'Tour of SOLIDROCK' to help you navigate around.

Okay you've got the event sorted, what do I have to do?

Responsibility for your young people

As a Group Coordinator you are responsible for your group, their behaviour, safety, pastoral oversight, and their emotional wellbeing. Whilst we will ensure ministry is handled sensitively and will have a space available for young people, we are not here to take the job of the youth leader. We want to work in partnership with you to see the young people in your group transformed! So please be present with them during the day, please be ready to engage with them pastorally and please ensure you always know where they are!

Whilst we aim to provide adequate content to keep your young people engaged, you are responsible for their behaviour onsite. How they interact with the activities, the site and each other. If a young person's behaviour puts others at risk or if they repeatedly choose to disrespect the rules set out, we may ask them to leave. We will support you to help avoid this, but we ask that you support us should that decision be made.

We have a few teams onsite who you may interact with during the week should your young people need extra support.

Additional Needs team – They are based in the main venue under the gazebo and mainly support during the main meetings, but are willing to help during other activities if needed.

Detached Team – They roam around outside during the main meetings to help anyone who might be struggling to engage. They are also about in the evenings looking to connect with those who are on their own/may be up to no good.

Pastoral Support Team – Our pastoral co-ordinators are there to support you. If you are having an issue or need some support, you can request to speak to them. If a situation is reported to us, the pastoral team are always the first ones sent out to see what's going on.

Safeguarding Team – This is a response team who deal with any safeguarding concerns or disclosures on site.



Police Liaison – This role is held by either a retired officer or an off-duty officer. They advise us on more serious matters onsite and liaise with the local police force.

★ **Lead Co-ordinator** – This person sits at the top of our onsite management team, above them are the staff members with direct responsibility for the event. The lead co-ordinator has the final say on if somebody needs to be removed from site or if a specific adaptation needs to be made.

Admin

You are responsible for the administration of your group, ensuring we have all the correct details and making sure you have access to all their emergency contacts. For each young person we will need a full name and date of birth on our system along with their current address. It is compulsory that we have the correct information for safeguarding reasons. If it is found you haven't updated or provided us with accurate data, you may be subject to a fine. Children under the age of 11 require an additional registration form to be signed for them to access the children's work. This is sent to you nearer the event and must be filled out by the parent/guardian of that child.

DBS for your leaders

We request that you have 1 youth leader that is DBS checked for every 10 young people under the age of 18. We have no requirement to see this DBS certificate, but we suggest you do it for your own records. If someone regularly works with young people at your church, they should already have one. Please get in touch with your churches Safeguarding Officer for your churches policy on DBS checks. If you are a parent bringing your own child, we don't require you to have a DBS, however if you are bringing children who are not related to you, for your own protection, we recommend you get one. This is to ensure that all adults at our event are safe to be around children. If you bring any adults onsite who have not been correctly processed and they were found to be unsafe, as the Group Coordinator the responsibility for that leader and their actions will be yours.

Risk assessment

Whilst it's not a requirement from us, we strongly recommend that you process a risk assessment for your group. This helps ensure that you have covered all bases in terms of preparation for the event and to keep your young people safe. Should an accident happen, it will also show you have shown due diligence. You can find a risk assessment template in **Appendix 5** of this document.

Contact info

You, the Group Coordinator, are the person we will contact in the case of an emergency involving your young person. We recommend that you create a contact list of emergency contact details for your young people and store them somewhere safe so you can call their homes / parents / guardians if needed. It's wise to have a printed copy of this in case your mobile phone battery dies or there is no mobile signal or Wi-Fi available.

Medical and allergies information

We do have a First Aid Team onsite. However, being informed of on-going medical treatment and allergies can save lives. Also, the administering of regular medication will be your responsibility. We suggest you note down any allergies or medicines taken in the case of an emergency. The First Aid Team will be happy to store any medication required to be kept refrigerated, in their fridge as long as it is sealed and clearly labelled. Just pop along to the First Aid Point and say hi. If there's anyone in your group with any special conditions, please go to the First Aid Point at the beginning of the festival and make them aware of the young person and their condition so they can respond appropriately if needed. You will also need to be responsible for the basic first aid of your group. Whilst our First Aid team are lovely, their time needs to be kept clear for emergency response, so pack the plasters!

Additional Needs

We like to make sure our Limitless events are as accessible as possible for everyone. For this to be the case, we know that sometimes reasonable adjustments need to be made. The best way for us to support you is for you to fill in the additional needs form. This can be found in the extras part of your booking. The more information you can give us, the easier it is for us to support you. This information is only shared with our additional Needs team, and they will aim to be in touch with you before the event to let you know some things that may assist you.



If someone in your group has additional needs, the main thing to be aware of is that Limitless Festival is a camping event and is very full and loud. You might want to put some things in place to allow for decompression as the event itself can be very overstimulating.

We understand that sometimes a young person will require support in the form of a carer. We can offer a fully funded carer place to accompany any child or young person with a registered additional need or a physical condition requiring direct support to access the event. To receive this, you must first complete the additional needs form for the young person.

If someone in your group has a specific mobility disability, we are also able offer some additional options that may help with this such as a discounted electric hookup for any guest requiring power to charge equipment or run equipment for medical or mobility purposes.

Transport

Limitless Festival is held at Staffordshire County Showground.

The address is:

**Staffordshire County Showground
Weston Road
Stafford
ST18 0BD**

[Google Maps Directions](#)

[///twin.tables.stands](http://twin.tables.stands)

Road: Staffordshire County Showground is situated on the main A518 Stafford to Uttoxeter Road, two miles from Stafford and five miles from junction 14 of the M6 motorway. Drivers from either the north or south using the M6 should exit at junction 14 and follow the signs for the County Showground.

Bus: The bus route 841 stops at the entrance of Stafford Showground. (Bus stop is called County Showground -[link](#)). You can catch it from the Shrewsbury Arms Bus Stop on Eastgate Street (-[link](#)). This is about a 10-minute walk from the Stafford train station.

Taxi: There is also a taxi rank at the train station should you wish to use this service.

Train: The showground is just 4 miles from Stafford Railway Station. The station is situated on the West Coast Main Line offering a direct service to London Euston with a journey time of approximately one-and three-quarter hours. It also offers direct services to Birmingham, Wolverhampton, Manchester, Liverpool and Scotland.



Camping Arrangements

It is your responsibility to arrange your own tents, sleeping bags, cooking equipment etc. for your group.

How many tents can I bring?

As many tents as you require within reason. Please bring only the number of tents you require, as there is restricted camping space.

Can I bring a gazebo or a marquee?

Yes. However, please let us know in advance on your booking form.

Hiring a marquee

Groups can hire marquees from external companies, but they must take full responsibility for this, including payment. The group coordinator must be on site to receive the marquees and be there for when they are collected. Before the arrival of the marquee the group coordinator needs to have spoken with their village host. Marquee companies have been known just to put the marquee up wherever, when our village hosts allocate specific areas within the campsite village to groups. Please note we cannot accommodate marquee companies arriving before the start of the event.



How much space will we have?

Your space will be allocated based on the information you supply to us when booking. On arrival, please speak with your Village Host who will guide you on how much space you can fill. We allocate a bit extra to leave space to move around! We try to give you as much space as possible, however, this doesn't mean you can take up all the space when you arrive.

Can boys and girls share a tent?

We ask that there are single gender tents only unless the occupants are closely related (i.e. married, siblings). We understand that there may be occasions when an allowance needs to be made, and this decision is ultimately yours as the Group Co-ordinator.

★ Electrical hook-ups and generators

We are able to offer the option to purchase an electrical hook up for your group. This must be booked in advance online and can be found in the extras section on your booking. Whilst we always do our best to accommodate all requests, those made close to or during the event may not be able to be met. For this reason, we suggest purchasing an electric hook-up early to avoid disappointment.

Unfortunately, **we do not allow personal generators on site** under any circumstances due to regulations imposed onto us from the fire safety authorities. If we find a generator being used, unfortunately it will be confiscated until the end of the event.

If you purchase a hookup, this means you will be given personal access to electricity in your camping area at an additional cost. A fully qualified electrician will come and set this up for you and you will need to provide the correct connection tools, such as extension cables.



There are two main types of Hook ups available.

Standard hookup: This hookup is ideal for a group running multiple appliances at once. E.g. fridges, kettles, urns, toasters, cookers, charging points and lighting. This is also suitable to split between a motorhome/caravan and then some additional appliances used by the group. **The cost for this hook-up is £375**

Small Hookup: This is suitable for smaller groups running minimal appliances at once. For instance, one fridge, one kettle, charging points and lighting. Alternatively, this is the appropriate hook up for a single motorhome/caravan. The cost for this hook-up is £199

If you require an electric hookup to meet a specific medical need, we may be able to offer a small medical reduction. To apply for this please contact events@limitlesselim.co.uk before paying for your order.

We understand that you may think this sounds a bit pricey!

Our power hookup fees are designed solely to cover the essential costs of providing a safe, reliable service — **not to generate profit**. We've worked hard to keep these charges as fair as possible while maintaining high standards. Our fees cover:

- **Expert Installation:** Qualified electricians ensure every hookup is installed safely and to strict safety standards.
- **Quality Equipment:** We use top-notch generators, cabling, and materials. For instance, our sustainable generators run on HVO derived from hydrogenated fats, and for hard-wired hookups, the electricity bill is also factored in.
- **Operational Costs:** Ongoing expenses such as fuel for our generators and the power costs for wired connections are necessary to maintain a dependable service.
- **Infrastructure Investment:** The infrastructure needed to provide these services is largely fixed, meaning that even small groups benefit from the same quality and safety standards as larger groups.

We're committed to delivering a reliable and high-quality experience at Limitless Festival, ensuring every delegate that needs it has access to safe and consistent power.

★ Refrigeration Zone

If you have a small group that can't manage the cost of the above electric Hookups, or you only need the use of a single fridge, nothing else, we have one other option.

You can purchase a space in our refrigeration zone. This gives you access to one plug socket for the use of one fridge. This will be in a communal space next to one of our zone hosts. This means that the hookup will not be directly next to your campsite, and you may have to walk to access it. You will need to provide your own fridge and if you wish to secure it, provide your own padlock or security provision. You are not permitted to plug any other item into this plug socket and should anything else be found in the area; it will be confiscated.

The cost of this space is £50.

Registered camping vehicles

As part of Limitless Festival Site safety and Fire safety requirements, the only vehicles that are permitted to be slept in are registered camping vehicles. This means that it must be registered with the DVLA as a camping vehicle. If anyone is not able to provide this then we are unable to allow them to sleep in the vehicle. A part of this requirement is engine safety measures that standard driving vehicles don't have.



All cars onsite are required to be moved to the car park over the road before the first night of sleeping. This is a requirement set out by an external governing body as vehicles parked next to camping areas are considered a fire hazard.

Kit List

All groups are different and vary hugely in size, however, there are some basics that you will almost always need for camping. If you're new to camping, or you haven't been since you were a young person yourself, we've included a kit list in **APPENDIX 4** of this guide.

We advise against bringing valuables. Your tents cannot be secured in any way; anything you do bring to site is entirely at your own risk and Limitless Festival cannot be held responsible for any loss or damage to property.

Food

You are responsible for providing food for your group whilst at Limitless Festival. The nearest supermarket is Asda in Stafford, which is a 15-minute drive away. However, we know people are loyal to their supermarkets, so you'll be glad to know there is also an Aldi, Lidl, Sainsbury's and Tesco further in.

You, or a nominated person in your group, needs to take charge of food safety, which includes storing food at the correct temperature, making sure it's thoroughly cooked and that leftovers are disposed of properly.

Anyone over 18 can leave the site to do a shopping trip for your group. They will not be able to drive their car to your campsite, they can however bring it to the gate. We recommend bringing some sort of buggy to transport your food to your camping area or arranging teams to meet at the gate to carry the shopping back.

Food delivery to site

If you haven't got the facilities to go offsite to buy food, most of the main supermarkets will offer a delivery service. They will come as far as the main gate if you want to do an online order. They will call you when they arrive so give them your name, camping village and mobile number, and be ready to meet them at the main gate as we cannot accept deliveries on your behalf. If you don't answer your phone or are unable to meet them, they will be turned away and you'll have to re-arrange delivery. Delivery drivers will not be permitted to access the campsite, so please make sure you bring enough people to carry all the shopping back to your camping village.

★ Support with food transport

We understand it can be frustrating not being able to bring your car onto site to deliver your food. This year we are launching a new transport service to help support this. If you plan to arrive onsite with your shopping, or order your food delivery to site, between the hours of 2-5pm each afternoon (Not including arrival day) we will have a golf buggy positioned at the gate that will be able to transport your food and one passenger to your camping area. If they are already transporting someone else, you will just need to wait for them to return. We are not able to offer this service outside of these designated times.

BBQ

BBQ's are allowed on site. HOWEVER, please make sure they are away from your tents and off the ground. Make sure any disposable BBQ's have cooled down completely before putting them into the waste.



Purchasing food onsite

Each of our cafe's onsite have the option to purchase a variety of hot and cold drinks and small snacks. The showground runs a small corner shop selling some basic food supplies (milk & bread), some things you may have forgotten such as toothpaste and plasters and has an ice cream station. The cost is higher than you would find in a normal supermarket. In the Warehouse venue there is a small camping shop which will sell basic camping supplies and tools should you need them. In addition, they also sell some bigger camping supplies such as gas canisters. We cannot guarantee what they will sell each year or the size of their stock, so please aim to bring what you need with you.

There will also be several food vans onsite with food able to be purchased. They range from chips and burgers, street food and pizzas to crepes and slushies! Whilst we do vet all applications, Limitless Festival is not responsible for the costing, or the quality of the food being sold.



At Limitless Festival

Venue highlight

There are two venues we want to highlight to you, as we think they will be helpful for you.

Info Point

This is where you will pick up your wristbands on arrival day but is also your first point of contact for any questions or concerns. This team is made up of Limitless Festival staff and volunteers. If we don't know they answer straight away, we will do our best to find it out for you.

The Retreat

A venue for Youth Leaders and Team Members. There is a separate programme in here which you can find details for in the printed programme. We aim to provide a space that both equips and refreshes those on site there to give out to and support young people and kids to further their relationship with Jesus. In addition to the content there is also a cafe and comfy sofas!!

Arrival on day 1

Car Parking / Coaches

To enter the site, every personal vehicle needs to display the car parking pass that will be attached to your arrival email. If a vehicle arrives without this, they will be pulled to the side and will need to fill one out before they can enter. To avoid causing lengthy queues, please ensure you have done this before site!

When you arrive, you can drive your vehicle onto site and to your camping village. Here you can unload your vehicle and then we ask that you **move your vehicle to the car park before the evening celebration**. Please ensure that you don't leave your vehicle in a location that could become hemmed in and unable to move later (i.e. in the middle of your tents ... it happens!!) If this does happen, we will have to ask you to move the tents to move the vehicle as it is a fire hazard. It will be very annoying for you, and us, so do your best to avoid this!

After the first day we do not allow vehicles on site. This is for the safety of the young people and the fire regulations imposed on our event.



★ Coaches

If you are intending on arriving by coach, please inform us on the 'Your Group Camping Requests' extra. As big as our event is, there are areas of the showground that a coach won't fit. There is a specific coach route that must be followed and designated coach drop off points. If you let us know in advance you are arriving by coach, we will do our best to allocate you to a camping village close to a drop off, so you don't have far to transport your luggage. Coaches are not able to TACHO on the showground so please inform your driver that they will need to move to our carpark before doing this. If they TACHO on the showground this stops others from being able to arrive by coach and causes huge traffic back up.



Camping Villages

We divide the campsite into numbered and coloured areas. We call these villages. We allocate groups to one of these areas to make sure that everyone has enough space.

We assign space based your group camping request form and what you have told us you are bringing. Whilst there is no limit on the number of tents we allow you to bring, we do ask for you to be accurate in what you tell us you're bringing so we can fit everyone on site! You can keep your camping info up to date by adding further tents to bookings or letting us know that you no longer need all the tents you requested space for.

We are not able to facilitate large social areas in the middle of your camping area or spaces for sports etc. Our site is very full, and we ask that you please be mindful of others and how your camping choices may affect them!

Village hosts

When you arrive your Village Host should be around to say hello. They will be wearing high vis jackets and a smile on their face (Hopefully!) They're there to make sure you have a fantastic time at Limitless Festival starting with your arrival! They can help with anything from making sure your village meets fire safety regulations, to directing you through all the Limitless Festival info to make sure you don't miss out on all the event has to offer! They sometimes need to make tough decision that benefit the whole camping area, and we have given them the authority to do so. Arrival day is especially tricky and stressful for them as they seek to get everyone onsite safely and efficiently so, please do offer them all the grace, kindness and high fives you have.

Wristbands

Upon arrival, please head to your camping village and find your village host. Once you've done this, please can you as the Group Coordinator come to the Info Point to collect your wristbands. Here you can add any last-minute tickets and ask any questions.

Everybody on site will be required to wear the correct wristband and access to venues will be rejected if a wristband is not produced when requested.

If someone loses their wristband they can request a replacement from the info point. They will need to provide proof they are booked onto the event. If they are found not to be on the system, they will either need to pay for a full pass straight away or will be asked to leave the site.

Programmes

When you arrive on Day 1, you'll be able to purchase a programme for the week. This will contain all the important information you'll need. It will include info about all the seminars, main sessions, speakers, activities, after hours, workshops, sports, and site rules. You can purchase a programme from the info point or from the Limitless stand in the Warehouse.

★ Youth Leader Gathering

One thing **we really don't want you to miss** is the **Youth Leader gathering**. This happens on Day 2 at 9:15am in The Retreat venue. We share some really important information, introduce you to some key people onsite and update you with any changes. It's really important that at least one member of your team attends this session!

Daily Routine

Main Meetings

Starting in the evening of Day 1, we all gather, both morning and evening, for times of worship, teaching and ministry. These happen in the following:

- Youth Venue
- The Retreat – morning session only
- Kids Main Celebrations

These venues' meetings are one of the best things about our time together. They're all about spending time with God, in His presence, worshipping Him, hearing Him speak, hearing from His word and praying for one another in the power of His Holy Spirit. This can sometimes be a different experience depending on what the Holy Spirit decides to do in individuals but whatever happens, our leadership team will gently explain what's happening from the stage for those finding it a bit weird.

Worship

We are passionate about worshipping Jesus, and we keep worship at the centre of everything we do at Limitless Festival.

When we gather, we make loads of time to spend singing our praises to God telling Him just how amazing He is. We believe worship is a place where we draw close to God and become intimate with Him.

Teaching

During each meeting we make time to look at God's word together (the Bible) and hear from a speaker who will help us apply what we read in the Bible to the things in our lives and the world around us.

We try and make the talks engaging and fun so they are easy to listen to, as we want to inspire and equip young people with God's word and the truth and freedom it can bring to their lives.

Ministry

An important part of Limitless Festival is creating space for the Holy Spirit to minister in people's lives. We believe that this is where the real transformation happens, and as such seek to prioritise this time in our meetings. We seek to facilitate these ministry times according to the following principles....

1. **WE WAIT ON GOD:** We believe God moves in stillness (1 Kings 19:11-13, Psalm 27:14, Psalm 46:10, Isaiah 40:31), and thus we don't need to stir people up into a frenzy in order to meet with Jesus. Instead, we lead the young people through a process of stillness and waiting, to allow the Holy Spirit to move as He intends. We are careful to avoid hype and auto-suggestion. We also believe in the role of anointed musicians assisting in ministry (2 Kings 3:14-16, 1 Samuel 16:23), and as such are comfortable...

with music during ministry, but we are also comfortable with waiting on God in silence

2. WE LISTEN TO HIM: As we wait, we are listening to cues from the Holy Spirit. Is He asking us to wait longer? Is He asking us to lead a specific response to something? Does He want to give us a word of knowledge?

3. WE DO WHAT HE SAYS: Whatever the Holy Spirit asks of us we will do. The idea is to let the Holy Spirit lead us as we lead the young people. As we do so we seek to...

- Acknowledge the odd - God can do weird things if He wants to, but we won't be weird! We'll acknowledge unusual things in a usual way.
- Explain what is going on and reassure people as we go - We don't assume that everyone is familiar with what the Holy Spirit is doing, so if people begin to cry / laugh / fall over / shake etc., we explain what is happening and reassure people that it's safe and good.
- Explain that it's OK if people are not feeling / experiencing anything - People can sometimes feel that there is something wrong with them if they are not "feeling" anything when people around them seem to be encountering God. So, we remind people that feeling and encountering are not the same thing, and that God still loves them and notices them even if they are not feeling anything.

If you or your young people are not used to praying together, then we have made some helpful guidelines to help protect everyone involved. [LINK TO MINISTRY GUIDELINES](#)

By following these principles, we seek to help people engage with the ministry of the Holy Spirit in a way that is clear and loving for all concerned.



Seminars

Every day we have a completely rammed schedule of seminars covering a wide range of topics. They're all 45-minute sessions aimed at exploring relevant topics for young people today.

We have different streams running throughout the week. The streams will explore different aspects of what it really means to be a Jesus centred Christian today, 2000 years after Jesus was on earth. How to talk to your friends about Jesus, how to read the Bible, how to nurture your leadership skills, as well as a stream completely dedicated to people who have never been to an event like Limitless Festival before and find the whole "Christian/Church" thing a bit weird!

We've found that a great way to encourage your young people to attend seminars is to sit and discuss them all at the beginning of each day and arrange groups to go together. Sometimes young people want to go but don't want to say. So being intentional about this sometimes helps!

Afternoons and evenings (after-hours)

If the excitement of camping, celebrations, ministry, and seminars wasn't enough, then this is really going to rock your world. We have more!

Every afternoon we have a café's selling various hot and cold delicious treats, sports programmes, inflatables and daily one-off events for all to get involved in.

In the evenings we have different things going on such as a cinema venue, open mic stage, prayer space, late night worship, live music and a silent disco all running until 11:00pm.

And as if that weren't enough, there's normally some pop-up activities happening. So, keep an eye on our socials for details on these as they happen throughout the event.

We really encourage you and your young people to get involved with as much as you can, make friends and join the Limitless Family with our value of Fun. We encourage you to take notes, pray for each other and engage with the worship.

If there's anything you're not sure about or think we could do better, then either speak to your Village Host or come to the Info Point and let us know. We always love to listen to you as you share your thoughts.

Finally, try and make time for yourself and other Group Leaders each day. Whilst it's amazing seeing the young people experience God it can also be exhausting having young people around you for 5 days.

Check in on your team and make sure they're coping ok. Grab a coffee and find a quiet corner!

Facilities Available

Phone Charging

Phone charging will be available in the café venues when they are open. You'll just need to bring your charging cable along with you, plug into the USB socket and keep connected.

Wi-Fi

Free Wi-Fi will be available in the central area of the showground. We can't guarantee how good it will be, but we will do our best!

Ice Pack Exchange

You can swap your warm ice packs for frozen ones each day.

Venue: Regents cafe

Times: During afternoon opening time

Ice pack swaps are free. New ice packs are £2.

Getting Cash

We suggest you and your young people bring cash with you. There are **no** cash machines on site.

Gas

You can buy gas canisters or replace yours for a fee in The Warehouse which will be open in the afternoons and evenings. Chase Outdoors provide all stock for this. Limitless Festival cannot guarantee that the outlet will be able to supply your specific requirements.

Venue: The Warehouse

During opening hours

Exhibitor: Chase Outdoors

Toilets and Showers

We provide significantly more than the required minimum number of toilets and showers for the number of people camping onsite. If you want to shower at peak times, you may have to wait! We suggest showering in the afternoon or evening to help keep the queuing down.

We have a Cleaning Team working throughout the day to keep things clean and tidy. However, depending on the weather, there may be a bit of mud.

If you spot any problems with the showers or toilets, please report them to your Village Host or the Info Team and we'll get a team member to it swiftly.

If you are queuing early in the morning or late at night, please keep the noise to a minimum for the comfort of those who are sleeping.

Accessible showers and toilets are located at the end of the grandstand, next to the sports field.

★ Limitless Kids



Although Limitless festival is primarily a youth event, we know that in order for you to be there it often means bringing your littlies along with you. We want to ensure they also have a great time, so we have lots going on for them too.

All under 11's need to do an additional registration form before they can access the kids sessions. This form is sent out in advance to you the group co-ordinator and it is your responsibility to forward this on to any parents of under 11s attending the event.

There are 3 Limitless Kids venues at Limitless Festival:

- 0-3's
- 4-7's
- 8-10's

In order to serve on our kids team, all members must have at least one supporting reference and a full clear DBS. We also comply to government set Ofsted and safeguarding practices for process and ratios.

There are kids' celebrations in the morning and evening where you are able to leave your kids with the team to have heaps of fun.

In addition to the above sessions, we also provide a space for families during the afternoons. This is not a supervised session so you will need to remain with your children. We have inflatables, crafts, sports and a space for them to run around and play. We also have a family worship session and a family silent disco!

★ Baby Bathing

We know camping with very small ones can be challenging. To help with this, on days 2 and 4 we have the options for baby bathing in the 0-3s venue at 6pm. We'll bring the baths and the hot water; you bring the babies! You will also need to bring your own cleaning supplies and towels.



Some Key Teams

Enabling Team

Our Enabling Team is made up of people with experience in praying for people, and they are there to support you and your youth group with praying with and for each other. They are mainly in the main meetings, but pop along to some seminars if there's going to be a time of ministry.

They will walk around in the main meetings and make sure everyone is OK and may occasionally offer suggestions.

They will be identifiable by their badges which will say "Enabling Team" on them and will also be wearing high vis jackets.

Safeguarding Team

Sometimes information is disclosed that requires us to take more serious action. Our Safeguarding Team is made up of social workers, teachers and other professionals that are knowledgeable in safeguarding procedures. They are there to support anyone onsite, but mainly to make sure the correct action is taken to ensure that the delegate is taken care of when they leave the event, whether that is by you or by your local services. The Safeguarding Team will liaise with you as the Group Coordinator of any young person they are in contact with.

They can be contacted through the Info Point or via the QR code that you will find up around site. If you're worried about anything, big or small, please do reach out to them.



Additional Needs Team

During the main meetings we have a great team there to support any young people who may have additional physical or learning needs and need a safe place to be and / or express themselves amid the crowds and noise. The team are all trained and want to help every young person experience Jesus and the Holy Spirit.

We also have a space that the team can take young people who are really struggling with the main venue which has a feed so they can still participate in the meetings but in a less overwhelming place. Delegates can only access this space through the additional needs team.

Media Team

We have a team of photographers and videographers wandering around the site taking pictures and videos for publicity. They will be wearing a badge for identification. Please be assured that video shot during ministry times will be handled with greatest sensitivity to respect everyone's privacy.

★ Individual who cannot be photographed and filmed

If you have someone in your group who cannot appear in any content, we ask for a photo of the individual to be sent to us in advance. Only the Media Team would have access to this photo. With so many people onsite, we can't guarantee they won't be captured at some point, but the media team cross check the photo you send to their content before using in any public setting.

If we do something accidentally, please come to the info point and we can connect you directly with the media team to ensure any images or content is removed for a young person's safety.



★ In Case Of Emergency

Emergency Telephone Number

07398 905 623

Save it in your phone and it will also be on your wristband. This is manned 24/7 for the duration of the event. This is for all emergency communication and available to all onsite. If you require emergency services, Please DO NOT CALL 999 yourselves. In a site as busy as ours, access to you will be delayed if you contact them yourself, if you call our emergency number the Emergency services will get to you a lot quicker as we can facilitate our teams to bring them straight to you. We can also offer first aid and support whilst you wait for them to arrive.

First Aid

We have a First Aid Team who are on call 24/7 in case of emergency. They are a mix of doctors, nurses, paramedics, and other first aid trained professionals. If you need them at any point, they are located by the Food Court opposite the Youth Venue.

If you have an incident that requires the First Aid Team to come to you, please either contact your Village Host or call the emergency contact number.

Diarrhoea and / or Vomiting

If you or any of your group show signs of diarrhoea and / or vomiting, please keep them isolated in their tent and call the First Aid Team. They will come to you. This reduces the risk of it spreading.

Fire

On the Campsite

Around the campsite there are Fire Points. At each Fire Point there is a bucket of water, a bucket of sand and a way to raise the alarm. Once you raise the alarm, a team member will make their way to your area immediately.

Do not use water on an electrical or oil-based fire.

If you do not feel comfortable tackling the blaze, then please raise the alarm and our team will assess and manage the situation.

If you need to evacuate the area, please assemble at the Sports Field. If there is someone missing, please let our team know.

Departure

Day 5 is as full as all the other days. The event finishes at 11:00pm. So, you can make the most of everything we encourage you to stay the night and leave in the morning!

You need to make sure you're all packed up and off site by 10am the next morning though.

Day 5 Site Access Vehicle Permit

We know some groups prefer to leave on Day 5 which means you need to pack up and load up your cars whilst the event is still in progress. This permit allows a vehicle to come onto site for one hour to load up, then move back off site.

- Entry from 2pm
- Last vehicle entry is 10:30pm
- Vehicles to be off site by 11pm

The cost of this is a £20 deposit – if the permit is given back within one hour the deposit is returned. This is purchased on the gate as you enter.

Day 5 Site Access Pass Ticket

If you have external people (e.g. parents) coming to collect on Day 5 who have not attended any of the event they will need to purchase a ticket. This site pass allows them to go onto site for the purpose of collecting an existing delegate, and their belongings, and pack down any camping equipment. They will not be able to access any of the venues or participate in any of the programme. Should they wish to obtain access to any of the programme or venues, they would need to purchase a day ticket.

This pass costs £5 and can be purchased on SOLIDROCK from 1st May or at the gate on arrival.

Day Tickets

We know sometimes Limitless Festival clashes with family holidays and therefore some of your group may only be able to attend for a short time. Also, we know some parents/ church leaders like to visit during the event to say hi and support you. To facilitate this, we aim to offer Day Tickets. We are not able to guarantee these are available each year as we can only release them if capacity allows it. Anyone over 18 purchasing a day ticket will need to link themselves to an already existent booking, and therefore follow their safeguarding and DBS practices, or provide Limitless with a copy of a full and clear DBS. Access to site will not be permitted without this.

Day passes are available to purchase online from 1st May

Day 6 - Going Home Day

As we need everyone offsite by 10am, day 6 is an open site like arrival day. All personal vehicles will be able to drive onto site and directly to the camping villages. If people are arriving to help you pack up, they will not need to purchase a ticket as there will be no activities programmed.

We ask that you ensure that your area is clean and tidy when you leave, otherwise it takes our team a lot longer to pack down the showground.

If you are being collected by coach, they will first be directed to our car park. The driver will then need to contact you to say they have arrived. The coach will only be allowed onto site when your entire group, and their belongings, are at the coach pick up point and ready. Our incredible gates and stewarding teams will assist with the logistics of this.

After festival

Testimonies

We absolutely love hearing how God is meeting with people at Limitless Festival. Please head to www.limitlesselim.co.uk/stories and fill in the form there. We would love to share some of these testimonies on social media and from the stage. However, if you don't want us too, then please indicate that and we'll keep them to the team!

Creating an opportunity for young people to have their lives transformed by the Holy Spirit is why every single member of the Limitless team does what they do. The testimonies you share really do keep us focused and encouraged for the other 51 weeks of the year!

Feedback

We want to know what you think!

Head to www.limitlesselim.co.uk/feedback and fill in the form. If there's more you feel you would like to share, then please email events@limitlesselim.co.uk and give us all the information on an email!



All your feedback is read and analysed, and we use it to mould the following years. Listening is our culture and therefore we always listen to you, and aim to make each year better from your feedback!

We also have a Group Co-ordinators zoom post event. This will be happening on *Wednesday 7th September* at either *12pm-1pm* or *7.30pm-8.30pm* and the details for this will be sent to you after the event. This is a space for you to give your honest feedback and share your experiences with us. These zooms are absolutely crucial for us when planning future events and we really do take your feedback on board!

Follow Up

Leadership Podcast

We produce a monthly podcast to inspire dynamic, safe and sustainable youth ministry. You can find them all at www.limitlesselim.co.uk/podcast

Limitless TV

Limitless TV is a collection of short series of videos to equip you and your team with conversation starters. Free to use. Get in touch with us if you need a downloadable version at info@limitlesselim.co.uk

You can find all the episodes on Limitless YouTube channel:
www.limitlesselim.co.uk/youtube

Resources

We often release thoughts, training, videos and news about what we're doing and how it can help you in your ministry. Head to www.limitlesselim.co.uk/latest to take a look.

Limitless OXYGEN

LIMITLESS OXYGEN is a one-day training event designed for the whole youth and children's ministry team to receive some fresh input together at the start of the academic year.

Each venue will feature plenary sessions as well as specialist streams focusing on children's and youth ministry.

So gather your team and get to a location near you!

Keep an eye on the website for the dates and location in your region.

Register at: www.limitlesselim.co.uk/oxygen

Limitless Leaders

3-day training event for Youth and Children's Ministry team leaders

LIMITLESS LEADERS is the annual leadership gathering of the LIMITLESS community.

We create space to build friendship, for worship and ministry, and to provide specific training streams for youth and children's ministry leaders. Because what we're building here isn't about individuals making history, but a family in unity, who change the world as a community. What could God do? The possibilities are LIMITLESS.

Register at: www.limitlesselim.co.uk/leaders



Limitless ONE

NINE LOCATIONS // ONE EVENT // ONE LIMITLESS FAMILY

LIMITLESS One is appearing again across the country in your own region.

This is an opportunity for young people aged 11yrs+ to come together on the same day, with other young people from your region, at the same time as the rest of the LIMITLESS family across the country.

With lots of fun, worship, teaching, and ministry. This is a great opportunity for your young people connect not just with your group but with others as we celebrate Jesus as One Limitless Family.

Register at: www.limitlesselim.co.uk/one

Social Media

We are on all the socials so head over to your favourite platform and search for @Limitlesselim or @ythlimitless or to find us!

Appendices

Appendix 1 – Info for young people

Youth leaders – Please delete / amend any information before giving to your youth group.

What is Limitless Festival?

Limitless Festival is a summer gathering for the whole church that's all about community, connection and change.

Thousands gather every morning and evening to worship God, learn more about Him and pray for each other in the power of the Holy Spirit.

We also have a packed programme of activities, sports, secret events, seminars, workshops, and after-hours venues which include a cinema, silent disco and live music.

On top of that we also have cafés which sell a variety of drinks, sweet things and everything yummy! So, you can hang out with your friends and enjoy some tasty treats at the same time!!

Keep up to date with everything going on, including the secret events, on social media.

We are on twitter, Facebook, Instagram, snapchat and YouTube.

@limitlesselim or search for limitlesselim

Check out www.limitlessfestival.co.uk for more info.

Dates

[insert your group dates]

The event starts at 7:00pm with the first evening celebration and you can get on the camp site from 10:00am.

The event ends at 11:30pm on the Tuesday night. *Your whole group is welcome to stay over the night and leave the next morning.* You must be off site by 10am the next morning.

How much is it?

Prices vary depending on when you book.

[insert your group prices]

Please note: You will only qualify for the discounted price by paying in full by the deadline. If you've started a booking but haven't made full payment, the price will still increase at each deadline until you've paid the full balance.

Youth leaders, please add details of how you're getting to and from the event, giving rough time about what time people will need to meet and what time they will return.

Important things to know:

- When you arrive, you will be able to buy a programme for the whole week. This costs £3.00
- There are no cash machines on site. All venues are free to get into, but you may want to have some cash for food vans, cafes and for buying resources or Limitless merchandise in The Warehouse.
- Phone charging points can be found in the café venues. Please bring your charger with you and plug in whilst having a hot chocolate!
- There will be free Wi-Fi in the central area of the site. This may be a little slow at times depending on usage.
- As valuables can't be 100% safe in tents, we suggest you leave anything you don't want to lose at home.
- Please don't bring anything dangerous such as knives, bb guns or fireworks. The whole event is also alcohol free. Illegal drugs will not be tolerated. All of the above will be confiscated and may result in you being asked to leave the event.

Appendix 2 – Consent Form

Youth leaders – Please delete / amend any information before giving to your youth group.

LIMITLESS FESTIVAL: [insert your group dates], Staffordshire Showground, Stafford.

PARENT / GUARDIAN NAME: _____

CHILD NAME: _____

ANY MEDICAL CONDITIONS: _____

KNOWN ALLERGIES: _____

MEDICATION REQUIRED: _____

IN CASE OF EMERGENCY, PLEASE CONTACT:

NAME: _____

ADDRESS: _____

HOME TELEPHONE: _____

MOBILE: _____

- **I give permission for my child to attend Limitless Festival.**
- **I give permission for the [insert church name] team to contact my child directly to help make arrangements for the event.**
- **I enclose a deposit of [insert deposit amount].**
- **I enclose the full payment of [insert full payment amount].**

SIGNED: _____

DATE: _____

Please return to the youth leader by [insert date here].

Please Note: The information will be stored on a cloud-based database and this paper form may be kept.

Appendix 3 – Site Rules

This is an optional contract for you to use with your youth group so they know the rules and agree to them before they get to site. We don't need these but keep them for your records.

There will be a full list of the rules in the programme. If you have any questions about these rules, please email events@limitlesselim.co.uk.

1. Be street-wise - don't go off with strangers, don't arrange to meet anyone in dark corners of the site, and at night make sure you go to your own bed (sleep walking is not a great excuse!).
 2. No campfires outside of those organised by Limitless Festival. Come to think of it... no fireworks and Chinese lanterns either.
 3. Stay in groups of twos and threes after dark.
 4. Keep gas cylinders away from tents - not in them! On that point, no birthday cakes with candles, no lighters, or any other naked flames near the tents.
 5. Respect the property and buildings on the showground.
 6. Remember to drink lots of water, even if it's raining but especially if it's sunny. Should the sun decide to grace us with its presence, please use sunscreen.
 7. Make sure (if you are under 18) your youth leader always knows where you are.
 8. Strictly no drugs, intoxicating agents (such as 'legal highs') or drug paraphernalia is allowed on site, except when medically prescribed. Anyone found in possession of drugs or suspected to be under the influence of drugs will be evicted from the site and denied further entry to the event. Any such incidents will be reported to and dealt with by our Site Management Team and the Police representatives on site.
 9. No alcohol allowed on site. Any found will be confiscated. Any repeat offenders will be asked to leave the event.
 10. Event wristbands must be worn (around your wrist!) at all times and they are the only way to get access into the venues.
Broken wristbands are replaced for a small charge if the broken wristband is returned. If you have lost your wristband, we'll need your Group Leader to accompany you to the Info Point to get a new one.
 11. Smoking is not permitted inside any of the buildings, marquees or individual tents and caravans.
 12. Ball games are to be finished by 11:00pm - even if there is a nil-nil outcome.
 13. Roller blading, skateboarding, or cycling can only occur after dark if you have appropriate lighting.
 14. The campsite needs to be quiet by midnight so we don't upset the neighbours.
 15. Please respect other people's privacy by not taking photos or videos during ministry times.
 16. Drones are not to be used on site, except by our team.
 17. No generators are allowed on site.
 18. No pets allowed. Sorry, but you'll have to leave Hagrid the hamster at home. If you have an animal to assist with a disability, they're more than welcome.
- I agree to follow the rule of Limitless Festival and my youth group leaders.

Signed:_____

Date:_____

Appendix 4 – Kit List

Shared area

- *Marquee / gazebo, shared area for eating together. Please bear in mind that other groups will be sharing your village, so you won't be able to spread out too much.*
- *Camping chairs*
- *Folding tables*
- *Solar powered or battery lanterns – please don't use gas inside your tent!!!*
- *First Aid kit*

Tents and sleeping

Tents should be fully waterproof and sturdy, able to withstand the glorious British weather! This means an intact, attached ground sheet and waterproof lining. Avoid flimsy pop-up tents designed for use in your back garden. They give into wind and rain very quickly.

- *Tent for female leaders*
- *Tent for male leaders*
- *Tent for male youth*
- *Tent for female youth*
- *Sleeping bags (bring a few spares!)*
- *Roll matts / camping beds / air beds*
- *Tent pegs (bring spares!)*
- *Rope / guide rope (extra to that already attached to the tent - for weather proofing tents if needed)*
- *Mallets*

Kitchen

As always, we suggest bringing tinned food and easy make soup and hot drinks which are quick to make in cold weather.

- *Cool box*
- *Ice blocks (you can exchange them)*
- *Washing up rack*
- *Cooking Gas*
- *Camping stove*
- *Tubes & clamps to connect your cooker*
- *Lighters / matches*
- *Washing up bowls*
- *Tea towels*
- *Teapot*
- *Cafetiere/v60/AeroPress/moka pot*
- *Water carriers*
- *Tables*
- *Kitchen rolls*
- *Black bin bags for non-recyclable waste*
- *Recycling friendly bin bags for cardboard, metal, plastic and glass*
- *Washing up cloths*
- *Cooking pots*
- *Frying pans (a bacon roll..... yum yum!!)*

Appendix 4 – Kit List Continued

- *Utensils (spoons, tongs etc.)*
- *Washing up liquid*

Kit list for your youth group

- *Tent (with poles & pegs) or arrange to sleep with your friends in single sex tents.*
- *Air bed, camping bed or roll matt*
- *Sleeping bag*
- *Pillow and pillowcase*
- *Plate and cutlery for food times*
- *Tea towel*
- *Torch*
- *Spare batteries*
- *Bible & notebook*
- *Toiletries & towel (got to stay fresh!)*
- *Toilet roll (just in case)*
- *Warm clothes (enough for a week!)*
- *Underwear and socks (as above... enough for a week!)*
- *Two pairs of shoes (just in case one gets wet and muddy!)*
- *Waterproof jacket & trousers*
- *Wellies & thick socks*
- *Cash (for yummy things and resources)*
- *Dry shampoo*
- *Baby wipes*
- *Deodorant*
- *Basic first aid items*

Appendix 5 – Risk Assessment Example Template

Please note that the following template is not comprehensive, as the associated risks with taking young people on a residential will differ from group to group. We have tried to include risks that are likely to be transferable for most groups, but you will need to give consideration to the specifics of your own plans and young people.

Church Name:_____

Assessment carried out by:_____

Date of assessment:_____

What are the hazards? List the hazards or risks that you have identified? Use a separatebox for each hazard or risk identified	Who might be harmed and how? List the person(s) or personnel groups	High, medium or low risk?	What are you already doing to control the risks? Briefly describe any actions that you have already put into action	What further action do you need to take to control the risks? Briefly describe actions that you, your department or the organisation need to undertake	Who needs to carry out the action? Name the person responsible for making it happen	When is the action needed by? Please put the date by which the action needed to be completed	Date Completed Please put the date here when the action has been completed
<p>Transport</p> <p>Use of seat belts</p> <p>Road accident or breakdown</p> <p>Young people becoming distressed/ill on board</p>	YP/Helpers		<p>All young people and adults will be told to put on seat belts.</p> <p>Driver is approved to drive vehicle. Mobile phone available to call assistance.</p> <p>Leader/young person on board to observe young people's welfare and mood while traveling and to alert driver to stop the bus/car if necessary, to attend to young people. Mobiles are on board for 999 calls.</p>	Leader to report to leader immediately. Try their mobile, speak to other YP. Call Limitless Festival emergency number.			
<p>Large scale event with freedom for young people to explore site.</p> <p>Lost young person, missing or AWOL</p>	YP/Helpers		Consent forms to be collected from each young person before the week to be permitted to attend. Any medical problems youth leader to be told. See Limitless first aid team.				
<p>First Aid / Medical Attention Required</p>	YP/Helpers		Consent forms to be collected from each young person before the week to be permitted to attend. Any medical problems youth leader to be told. See Limitless first aid team.				
<p>Electric hook up for kettle, fridge & phone chargers</p>	YP/Helpers		Using campsite connection point. Sockets and connections to be kept away from water.	Extra vigilance if wet weather			

Appendix 6 – Tour of SOLIDROCK

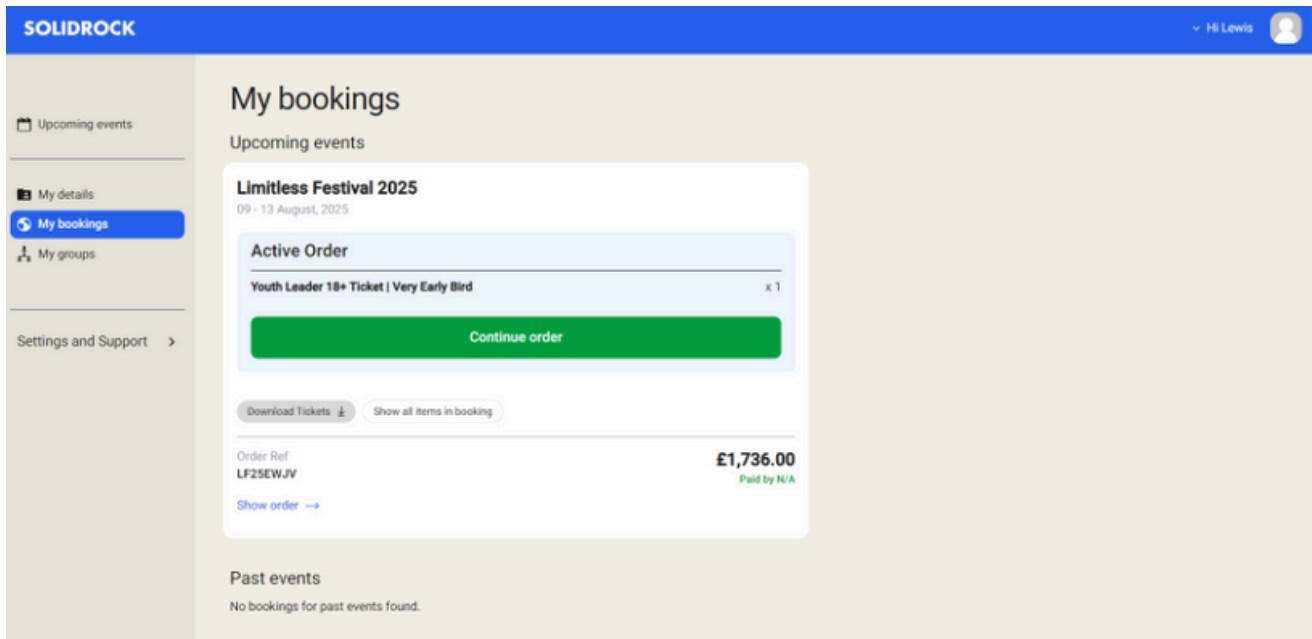
1. My Details / Profile

The place you manage your personal details



2. My Bookings

Here is where you manage bookings that you have made. This is useful for adding details to unassigned tickets / extras.

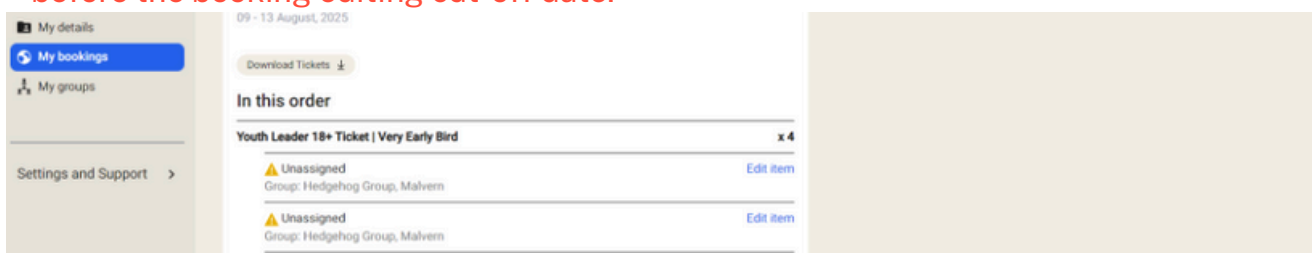


Continue order take you to the booking process - see part 3 on page 09

'Show order' button reveals all the tickets / extra within the order

IMPORTANT

Also it reveals any unassigned tickets / extras. Details need to be added to these items before the booking editing cut-off date.



Appendix 6 – Tour of SOLIDROCK Continued

3. Purchased items (tickets and extras) – editing details

To assign a ticket / extra, on the above screen click ‘Edit item’:

Powered by
SOLIDROCK

Hi Lewis

Ticket Details (Youth Leader 18+ Ticket | Very Early Bird)

First Name *

Please enter first name

Last Name *

Please enter last name

Gender *

Male

Female

Date of Birth *

Day (DD) Month (MM) Year (YYYY)

Once complete click ‘Save Details’ to go back to the screen above, Repeat until all are assigned.

NO THANK YOU

Limitless Festival 2025 *

[Read Limitless Festival 2025 here](#)

I agree

Cancel Save Details

4. My Groups

You coordinate your groups here: [Solidrock Booking System](#). All tickets and extra which use your group code will be shown here, even if you are not the Lead Booker.

SOLIDROCK

Hi Lewis

My Groups

This is a list of all the groups that you coordinate. If you think there are groups listed incorrectly below, please get in touch with the event organiser.

Hedgehog Group
Limitless

Orders

There are currently 2 orders across Limitless events that have assigned Hedgehog Group as their group that you have permission to view.

[Show orders](#)

Group Code

- Upcoming events
- My details
- My bookings
- My groups**
- Settings and Support >

Appendix 6 – Tour of SOLIDROCK Continued

Show orders above displays the number of tickets / extras linked to your group.

SOLIDROCK Hi Lewis

Hedgehog Group Events WX3B6TN5ZT

All Limitless events that have bookings related to your group will be shown here.

[← Back to your groups](#)

EVENT ^	# TICKETS FOR GROUP	# EXTRAS FOR GROUP	LINKED GROUP	LINKED BY
Limitless Festival 2025	14	0		

[Show Details](#)
[Link to group](#)

Settings and Support >

Show details above allows you see all the tickets / extras linked to your group.

SOLIDROCK Hi Lewis

Tickets & Extras for Hedgehog Group at Limitless Festival 2025

All tickets & extras booked for this group. A booking is added to this list when someone selects a group you coordinate when booking their ticket or extra. If you think there are items listed incorrectly below please get in touch with the event organiser.

[← Back to Hedgehog Group events](#)

14 tickets

LEAD BOOKER	LEAD BOOKER EMAIL	NAME ON TICKET	AGE AT EVENT	TICKET	STATUS	MODIFIED
Lewis Lion	events@limitlesselm.co.uk	-	-	Youth 11 - 18 Ticket Very Early Bird Delegate	Complete	14:18 04/12/24
Lewis Lion	events@limitlesselm.co.uk	-	-	Youth 11 - 18 Ticket Very Early Bird Delegate	Complete	14:18 04/12/24
Lewis Lion	events@limitlesselm.co.uk	-	-	Youth 11 - 18 Ticket Very Early Bird Delegate	Complete	14:18 04/12/24

Settings and Support >

